

AQUATEC®

Shower stools, shower chairs



Yes, you can.®



Aquatec Dot

- Modern shape, fits into every shower
- Easily disassembled: ideal for taking on travels
- Textured seat surface for a safe seat
- Rubber feet provide a secure stand

Aquatec Disk on Dot

- Within seconds, the **Disk**, the shower stool **Dot** and an adapter are combined to a shower stool with swivel seat



Invacare I-Fit 9780E

- Height Adjustable from 380 mm to 550 mm
- Large ergonomic shaped seat for comfort
- Easy to clean
- Light weight and easy to transport
- Stylish modular design
- Hygiene recess



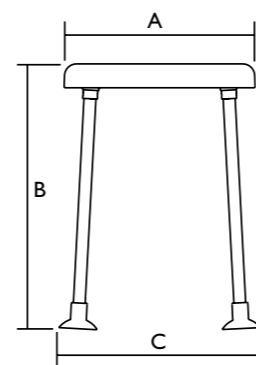
Invacare I-Fit 9781E

- Height Adjustable from 380 mm to 550 mm
- Removable backrest
- Ergonomic shaped seat with backrest for extra comfort
- Easy to clean
- Light weight and easy to transport

Technical data

For more comprehensive pre-sales information about this product, including the product's user manual, please see your local Invacare website.

Order numbers	Aquatec Dot	Aquatec Disk on Dot
Shower stool single pack	1564679	
Shower stool pack of 2 - retail pack	1564759	
Grey Disk + Dot + Adapter		1575268
Grey Disk + adapter		1562350
Dimensions		
Seat width	343 mm (A)	365 mm (A)
Seat depth	213 mm (A)	365 mm (A)
Seat height	400-550 mm (B)	430-580 mm (B)
Total width	365 mm (C)	400 mm (C)
Total depth	365 mm (C)	400 mm (C)
Total height	400-550 mm (B)	430-580 mm (B)
More info		
Weight	1.65 kg	4.1 kg
Load capacity	135 kg	135 kg
Colour	Grey	Grey

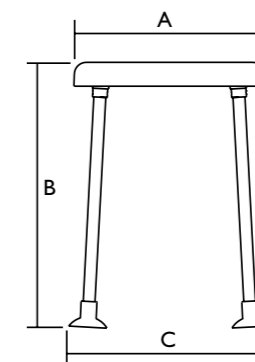


Technical data

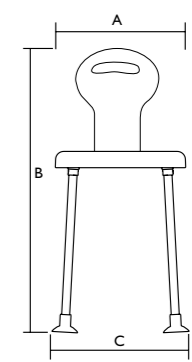
For more comprehensive pre-sales information about this product, including the product's user manual, please see your local Invacare website.

Order numbers	Invacare I-Fit 9780E	Invacare I-Fit 9781E
Shower stool	9780E	
Shower chair		9781E
Dimensions		
Seat width	375 mm	375 mm
Seat depth	375 mm	375 mm
Seat height	380-550 mm	380-550 mm
Width between feet	420 mm	420 mm
Depth between feet	440 mm	440 mm
Total width	505 mm	505 mm
Total depth	430 mm	430 mm
Total height	380-550 mm	760-930 mm
More info		
Weight	3,7 kg	4,5 kg
Load capacity	180 kg	180 kg
Colour	white	white

Invacare I-Fit 9780E



Invacare I-Fit 9781E





Invacare H291 Cadiz

- Easy to handle seating height adjustment from 405 to 505 mm - in 5 steps
- Ergonomic seat surface
- Stable and secure stand due to angled rubber feet
- Easy to clean
- High load capacity: 143 kg

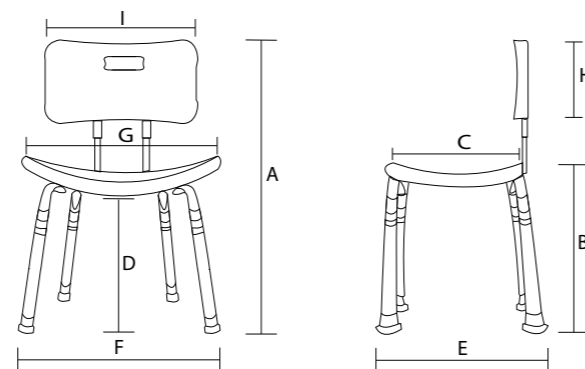
Invacare H296 Cadiz

- Easy to handle height adjustment from 405 to 505 mm - in 5 steps
- Ergonomic seat surface and ergonomic shaped backrest
- Stable and secure stand due to angled rubber feet
- Easy to clean
- High load capacity: 143 kg

Technical data

For more comprehensive pre-sales information about this product, including the product's user manual, please see your local Invacare website.

	Invacare H291 Cadiz	Invacare H296 Cadiz
Shower stool w/o backrest	1637295	
Shower stool with backrest		1637296
Dimensions		
Total height	A	775-875 mm
Total height	B	450-550 mm
Seat depth	C	310 mm
Seat height	D	405 - 505 mm
Footprint depth	E	395 - 405 mm
Footprint width	F	465 - 480 mm
Seat width	G	510 mm
Backrest height	H	230 mm
Backrest width	I	400 mm
More Information		
Load capacity		143 kg
Weight	2,4 kg	3 kg
Colour	white	white



Aquatec Pico

- Modular shower chair system
- Three configurations
- Textured seat surface for safe sitting
- Large hygiene recess, either at the front or back, due to two mounting options for the backrest
- Height-adjustable legs
- Rubber feet provide a secure stand
- Simple and easy assembly, no tools required
- Load capacity of up to 160 kg



Pico

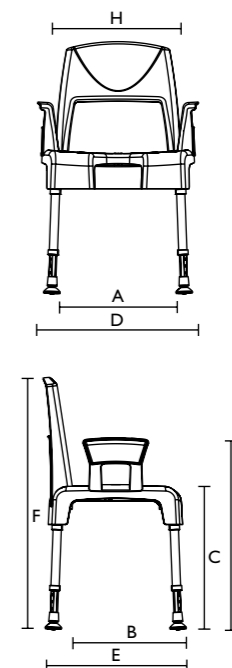
Pico with armrests

Pico with backrest and armrests

Technical data

For more comprehensive pre-sales information about this product, including the product's user manual, please see your local Invacare website.

Order numbers	Aquatec Pico
Shower stool	9.20.001
Shower stool with armrests	9.21.001
Shower chair complete	9.22.001
Backrest	16469
Armrests (pair)	16468
Dimensions	
Seat width	430 mm (A)
Seat depth	420 mm (B)
Seat height	425 - 575 mm (C)
Total width	575 mm (D)
Total depth	520 mm (E)
Total height	825 - 975 mm (F)
Height to armrests	605 - 755 mm (G)
Width between the armrests	430 mm (H)
Width, hygiene recess	180 mm
Depth, hygiene recess	145 mm
Graduation, height adjustment	25 mm
More info	
Weight, shower stool	3,2 kg
Weight, shower stool with armrests	4,1 kg
Weight, shower chair complete	4,8 kg
Load capacity	160 kg!
Colour	White



Aquatec **Pico 3 in 1**

- Stationary, height adjustable multifunctional shower chair
- Versatile: shower chair, commode or commode support frame
- Easy handling: toilet pan can be removed from all four sides
- Absolutely corrosion-free
- Armrests, backrest, toilet pan and toilet pan holder are included in the scope of supply
- Seat height adjustable in 6 steps from 425 – 575 mm
- Very high load capacity of 160 kg



Pico 3 in 1 with one armrest



Pico 3 in 1 as commode support frame

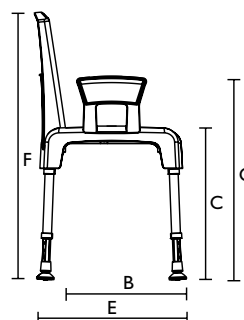



Pico 3 in 1 with universal soft seat

Technical data

For more comprehensive pre-sales information about this product, including the product's user manual, please see your local Invacare website.

Order numbers	Aquatec Pico 3 in 1
Shower chair complete	1525887
Universal soft seat	1526032
Dimensions	
Seat width	430 mm (A)
Seat depth	420 mm (B)
Seat height	425 - 575 mm (C)
Total width	575 mm (D)
Total depth	520 mm (E)
Total height	825 - 975 mm (F)
Height to armrests	605 - 755 mm (G)
Width between the armrests	430 mm (H)
Graduation, height adjustment	25 mm
Height, ground to lower seat edge:	
with holder for toilet pan	340 - 475 mm
without holder for toilet pan	380 - 525 mm
Width, cut out in seat plate	215 mm
Depth, cut out in seat plate	250 mm
More info	
Weight, shower chair complete	4,8 kg
Load capacity	160 kg!
Colour	White



Tel: +44 61 487 70 70
hqeuropa@invacare.com
www.invacare.eu.com

Invacare International GmbH
 Neuhofweg 51
 4147 Aesch BL
 Switzerland



Yes, you can.®